

FOLLOW US ON SOCIAL MEDIA



VISIT OUR WEBSITE



www.archbishop-benson.cornwallsch.uk

CONTACT US



01872 273185



secretary@archbishop-benson.cornwall.sch.uk



Respect

Creation

Fellowship

Wisdom

Hope

WITH FUN AND LEARNING,
HAND IN HAND, ALL THINGS
ARE POSSIBLE.

**ARCHBISHOP BENSON
PRIMARY SCHOOL -
TRURO**

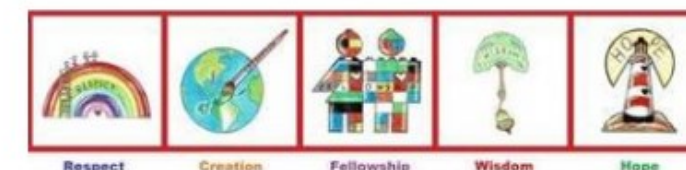


**Come and join the
Archbishop Benson
family. Start your
child's school journey
with us.**



For more information, to book a
school tour or to sign up for one
of our open evenings, contact
the school on 01872 273185

*I can do all things in Him who
strengthens me.*



Respect

Creation

Fellowship

Wisdom

Hope

My New School...

Archbishop Benson

My new teachers are:

Mrs Taylor-Browning

There are other people who will help me learn:

Mrs Freeman

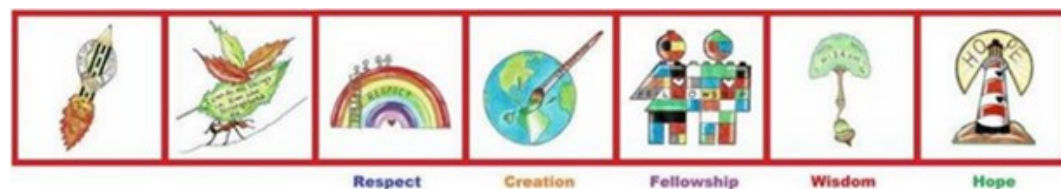

Mrs Keaney

Mrs Austin



I will meet them before I start school so I know it will be fine. They know all about me and how to help me.

Here is a drawing of me, ready to find out more about my new school.



What can you do to help your child's learning when they begin school?

Sharing books, talking about the pictures

Reading their book daily, make comments in their reading diary

Read/share books at least 3 times a week

On-going encouragement of mark making (shopping lists etc)

Encourage children to talk

Practise counting at any time (climbing the stairs, shopping etc)

Number recognition (number plates, prices in shops, door numbers etc)

Play simple board games, puzzles to encourage turn taking as well as number awareness

Sing number rhymes and songs together

Holding a pencil correctly

Colouring in accurately and using appropriate colours

Using scissors

Using glue and paint carefully

Hopping and skipping, balancing, running and jumping

Kicking a ball. Catching and throwing a ball

Tying shoe laces, dressing independently

Cutting up food at dinner time with a knife and fork



Archbishop Benson School Uniform

At Archbishop Benson we believe that school uniform gives a child pride in personal appearance.

Please ensure that all items of uniform are clearly named.

All logoed items can be purchased on our school website <https://www.parentpay.com/ParentPayShop/Uniform>


Please send coats everyday...even when its sunny in the morning

Name ALL clothing...its amazing where some things end up when they are changing for PE or after getting wet in the sand and water area...so it helps us to try and get clothes back to their owners!



School Dinners

- Cooked meals, including a vegetarian option, are prepared daily in our kitchen and children are offered a choice of main courses and desserts. Fruit is offered every day. Meals are eaten in the school hall.
- Water is provided if your child does not want a juice or milkshake.
- School lunches or packed lunch: one or the other.
- Check the menu online and decide with your child what they will have: order online on ParentPay
- During the first full time week: all children to have the main meal unless specific requests or vegetarians.
- The school requests that pupils have **either** packed lunch or school meals.



This is the way we go into my class in September when I start school.

Enter through the gate in the lane or via the main entrance.

Walk through the KS1 playground and to the left of the main school building through the small brown gate along the path.

Walk across the EYFS outside learning area.

Children will enter the EYFS classrooms through either door.

Parents can drop by the covered area and then exit through the bottom gate in the area and walk back along the walkway.



Some of the areas outside where we will learn through play.



Intervention and additional support for children:

Offered to pupils when the teaching staff see a need
For all pupils, including higher and lower attainers
Tailored to the cohorts and individuals requirements

Examples

FunFit (parental consent required)
Fine motor control
Heavy work
Additional reading
Number recognition
SALT (Speech and language)



Snack time—Fruit, Milk or Water

Snack is served to the children during the autumn term at tables or as a carpet picnic. In the spring and summer term we move to self-service, where the children choose when to have their snack in our 'snack café'. Pupils are provided with fruit each day (this changes according to seasons and availability).



The children are offered milk or water (they are entitled to free milk until their 5th birthday). After this time water is available to them.

Pupils can access a water bottle which is provided by the school at any point throughout the day (not during whole class teaching sessions).



Phonics and Early Reading

The teaching of Phonics happens daily and is the mechanism through which children learn to read and write

- We follow the Read Write Inc programme
- Learn the first 30 sounds in short daily sessions
- Read storybooks and non-fiction books closely matched to their developing phonic knowledge
- Read with fluency and expression
- Learn to spell using known sounds
- Write confidently by practising what they want to write out loud first
- Work well with a partner



Maths

The teaching of maths happens daily and we use White Rose Programme as a school. It supports us in delivering a curriculum that embeds mathematical thinking and talk. We love White Rose because it revisits themes throughout the year to ensure the children develop a solid understanding of mathematical concepts.

Physical Education

We teach physical development through activities everyday.

In addition we use the programme Real PE. This develops all components of effective motor function, including large muscle movement, eye-hand co-ordination, balance and rhythm.

Real PE is a whole school PE curriculum with EYFS strands covering creative, Cognitive, Physical, Social, Personal and Health & Fitness.



Bike Day

One day a week we have 'Bike Day'. We teach balancability skills and the children learn to travel safely on bikes, progressing to peddles throughout the year.



Some of the areas inside where we will learn through play.





I can use feelings pebbles and a worry monster to help me express how I feel.

We have a reflection area where we share our RE learning, learn our school prayers and display special things about the religions we have learnt about. We will have the opportunity to create an RE floor book as a year group, to show what we have been learning.



I can be creative, expressive, imaginative, and learn to plan and design at my new school.



What is the Early Years Foundation Stage (EYFS)?

The E.Y.F.S. is the stage of education for children from birth to the end of the Reception year.

It is based on the recognition that children learn best through play and active learning.

It is developed around 4 themes that underpin the EYFS

1. A unique Child: Observe what a child is learning
2. Positive Relationships: What adults can do
3. Enabling Environments: What adults could provide
4. Learning and Developing: Children's achievements through the above

The 2012 Foundation Stage Curriculum was updated and changed to the new 2021

curriculum in September 2021. It is made up of the same 7 areas of learning:

Prime Areas (3) These are crucial for developing children's curiosity and enthusiasm for learning.

- Communication and Language
Listening, Attention and Understanding
Speaking
- Personal, Social and Emotional Development
Self regulation
Managing Self
Building Relationships
- Physical Development
Fine Motor Skills
Gross Motor Skills



Specific Areas (4)

- Literacy
Comprehension
Word Reading
Writing
- Mathematics
Number
Numerical Patterns
- Understanding the world
Past and Present
People, Culture and Communities
The Natural World
- Expressive arts and design
Creating with Materials
Being Imaginative and Expressive

